

Optimization of Power in Sensor Network Using ML-LEACH-C Algorithm

Gaurav Prakash ¹, Chhatarpal ²

¹ Master of Technology in Computer Science Engineering

² Assistant Professor, Department of Computer Science Engineering

^{1,2} BM Group of Institutions, Farrukh Nagar, Gurugram.

ABSTRACT

This study delves into the optimization of power utilization within sensor networks through the utilization of the ML-LEACH-C algorithm. Sensor networks are integral components of modern technological infrastructure, facilitating data collection and transmission in various fields ranging from environmental monitoring to industrial automation. However, the efficient management of power resources within these networks remains a critical challenge due to the resource-constrained nature of sensor nodes. In response to this challenge, the ML-LEACH-C algorithm is proposed as a solution to optimize power consumption while maintaining network performance. This algorithm integrates machine learning techniques with the well-established LEACH-C protocol to dynamically adapt network parameters based on environmental conditions and node characteristics. By leveraging machine learning algorithms, the ML-LEACH-C algorithm can predict network behaviour and optimize power usage accordingly, thereby prolonging the lifespan of sensor nodes and enhancing overall network efficiency. Through extensive simulations and empirical evaluations, the efficacy of the ML-LEACH-C algorithm in power optimization is demonstrated. Results indicate significant improvements in power consumption, network lifetime, and data transmission efficiency compared to traditional approaches. Furthermore, the scalability and adaptability of the proposed algorithm make it suitable for deployment in various sensor network applications, ranging from small-scale environmental monitoring to large-scale industrial deployments. Overall, this research contributes to the advancement of sensor network technology by providing a novel approach to power optimization through the integration of machine learning and protocol optimization techniques.

Keywords: ML-LEACH-C, Sensor Networks, Industrial Automation, LEACH-C, Power Consumption, Network Lifetime, Data Transmission Efficiency.

1. INTRODUCTION

One promising approach is leveraging machine learning techniques, particularly the ML-LEACH-C algorithm, to achieve this goal. ML-LEACH-C employs machine learning algorithms to dynamically adapt the clustering process within the sensor network. Traditional clustering algorithms like LEACH often rely on static parameters, leading to suboptimal performance in dynamic environments. By utilizing machine learning, ML-LEACH-C can adapt cluster formation based on real-time data, environmental changes, and network conditions. This adaptability enables the network to maintain efficient cluster configurations, reducing unnecessary communication overhead and conserving energy. In the context of sensor networks, this translates to reducing the volume of data exchanged among nodes while preserving the essential information. By leveraging compressive sensing, ML-LEACH-C reduces

the energy expended on data transmission, thereby extending the network's operational lifespan. One of the key advantages of ML-LEACH-C is its ability to balance energy consumption across the network. Traditional clustering algorithms may lead to premature depletion of energy in certain clusters due to uneven distribution of sensing tasks or communication loads. This balance ensures efficient utilization of energy resources, prolonging the network's overall lifespan [1, 2].

1.1 Sensor Networks and Their Applications

Sensor networks represent complex systems consisting of a multitude of sensor nodes working together to collect and relay data from their deployment environment. This technology has found widespread applications across various fields due to its versatility and potential to provide real-time insights into complex systems. One significant application of sensor networks is in environmental monitoring. By deploying sensor nodes across a geographical area, researchers can gather data on air and water quality, soil moisture levels, and even seismic activity. This information is crucial for understanding environmental changes, detecting pollution sources, and implementing measures to mitigate environmental degradation. Sensor networks have been instrumental in monitoring ecosystems, tracking wildlife movement patterns, and assessing the impact of human activities on natural habitats [3].

Deploying sensors in agricultural fields allows farmers to continuously monitor soil conditions, moisture levels, and the health of crops in real-time. This wealth of data empowers farmers to fine-tune their irrigation schedules, adjust fertilization practices, and implement targeted pest control measures. Consequently, this precision agriculture approach not only enhances crop yields but also promotes resource efficiency by minimizing water, fertilizer, and pesticide usage. Additionally, sensor networks can help farmers make informed decisions about planting schedules and crop rotations, ultimately contributing to sustainable agricultural practices and food security. Smart city initiatives harness sensor networks to oversee traffic flow, air quality, noise levels, and waste management systems. Through the collection and analysis of data from these sensors, urban planners can refine transportation routes, alleviate congestion, and enhance the overall quality of urban life. Moreover, sensor networks enable early detection of infrastructure failures and emergencies, enhancing public safety and emergency response capabilities [4].

In healthcare, sensor networks have transformative potential in remote patient monitoring and personalized medicine. Wearable sensors integrated into garments or accessories offer the capability to consistently track essential health metrics like heart rate, blood pressure, and blood glucose levels. This information can be seamlessly relayed to healthcare professionals instantly, enabling swift responses to emergencies or fluctuations in a patient's health condition. This technological advancement holds immense promise in revolutionizing healthcare by facilitating proactive and personalized care delivery. Furthermore, sensor networks facilitate the collection of large-scale health data, which can be analysed to identify disease trends, assess treatment effectiveness, and tailor healthcare interventions to individual patients [5-6].

Industrial applications of sensor networks include asset tracking, predictive maintenance, and process optimization. By deploying sensors in manufacturing plants and industrial machinery, companies can monitor equipment performance, detect anomalies, and prevent costly downtime due to unexpected failures. Predictive maintenance algorithms leverage data from sensor networks to schedule maintenance tasks proactively, reducing maintenance costs and extending the lifespan of assets. Furthermore, sensor

networks allow for the real-time tracking of manufacturing processes and energy consumption, lending assistance to initiatives aimed at enhancing energy efficiency and decreasing environmental impact in industrial environments. Sensor networks represent a versatile and powerful technology with diverse applications across various domains. From environmental monitoring and agriculture to smart cities, healthcare, and industry, sensor networks provide valuable insights, optimize processes, and enhance decision-making capabilities. With the rapid advancement of technology, sensor networks are going to be crucial in solving current problems and generating innovation [7].

1.2 Importance of Power Optimization in Sensor Networks

Power optimization is a critical aspect of sensor networks, playing a pivotal role in their efficiency, longevity, and functionality. However, due to the limited energy resources of individual sensors, optimizing power consumption becomes imperative to ensure sustained operation and reliable data collection. This article explores the multifaceted importance of power optimization in sensor networks, delving into its impact on network performance, resource utilization, and overall sustainability. Firstly, power optimization directly influences the operational lifespan of sensor networks. Since many sensors are deployed in remote or harsh environments where battery replacement or recharging is impractical, maximizing energy efficiency is essential for prolonging network longevity. By implementing strategies such as duty cycling, data aggregation, and sleep scheduling, sensor nodes can conserve power during periods of inactivity, thereby extending their operational lifespan and reducing maintenance requirements. This increased longevity enhances the reliability and cost-effectiveness of sensor deployments, ensuring continuous data collection over extended periods without the need for frequent interventions [8-10].

1.3 LEACH Algorithms

LEACH, which is an acronym that stands for Low Energy Adaptive Clustering Hierarchy, is a method that is often seen in wireless sensor networks (WSNs). Its purpose is to decrease the network's power consumption and increase its lifetime. Here's an overview of how the LEACH algorithm works:

- **Cluster Formation:** A probabilistic model is used to determine, at the beginning of the process, whether or not each sensor node will become a cluster leader for a particular round. It is necessary to calculate the chance of a node becoming the cluster head in order to avoid energy imbalances and to ensure that the network is distributed uniformly across its whole. When nodes choose not to become cluster leaders, they join an existing cluster based on how near they are to the cluster head. This is when they opt out of becoming cluster leaders.
- **Cluster Head Election:** After then, the base station notifies all of the sensor nodes via broadcast, so they may use their distance from the cluster heads to figure out which cluster they belong to. By following these steps, we can make sure that clusters are the right size and that cluster heads are dispersed across the network.
- **Data Aggregation and Transmission:** Once a cluster has been established and its leader has been chosen, the typical sensor nodes may begin gathering data about the surrounding environment and transmitting it to the cluster heads that they are associated with. A compilation and compression of the data that is received by each individual member of the cluster is performed by the cluster leaders before the data is sent to the base station. By consolidating data, we may lower the quantity of data sent over long distances, which in turn saves energy and makes the network last longer.

- **Cluster Head Rotation:** To prevent premature energy depletion of cluster heads due to their increased communication responsibilities, LEACH employs a rotating cluster head mechanism. After each round, cluster heads relinquish their roles, and new cluster heads are elected based on the probabilistic model.

LEACH offers several advantages for energy-constrained sensor networks:

- **Energy Efficiency:** By aggregating and compressing data at the cluster head level, LEACH reduces the amount of energy expended on long-distance communication, thereby prolonging network lifespan.
- **Scalability:** LEACH is scalable and well-suited for large-scale sensor network deployments due to its decentralized nature and probabilistic cluster head selection mechanism.

However, LEACH also has some limitations, such as overhead associated with cluster formation and cluster head election, as well as challenges related to data synchronization and routing in dynamic environments [11].

1.4 ML-LEACH-C Algorithm

By using machine learning techniques for enhanced decision-making and optimization, ML-LEACH-C intends to solve some of the limitations that are associated with standard LEACH [12-13]. One of these drawbacks is the inefficient selection of cluster heads. Here's an overview of the ML-LEACH-C algorithm:

- **Cluster Formation and Head Selection:** However, instead of relying solely on a probabilistic model for cluster head selection, ML-LEACH-C incorporates machine learning algorithms to make more informed decisions. In order to dynamically pick cluster heads in a manner that maximises energy efficiency and network durability, these algorithms analyse a variety of criteria, including the closeness of nodes, energy levels, and patterns of data flow.
- **Data Aggregation and Transmission:** Once clusters and cluster heads are established, sensor nodes within each cluster begin sensing data from the environment. Data is then aggregated at the cluster head level to reduce the amount of data transmitted over long distances. ML-LEACH-C may utilize machine learning algorithms to optimize data aggregation strategies based on factors such as data correlation, redundancy, and energy consumption.
- **Chain Formation and Communication:** In addition to traditional clustering, ML-LEACH-C introduces the concept of chain formation to facilitate more efficient data transmission. Data is relayed along these chains, with each cluster head acting as a relay node for its neighboring cluster head. Machine learning algorithms may be employed to dynamically adjust chain formation and routing based on network conditions and traffic patterns.
- **Machine Learning-based Optimization:** Throughout the operation of ML-LEACH-C, machine learning algorithms continuously analyze network data and performance metrics to optimize various parameters such as cluster formation, cluster head selection, data aggregation, and routing.

- **Energy-Awareness and Resource Management:** ML-LEACH-C places a strong emphasis on energy-awareness and resource management to maximize the lifespan of sensor networks. Machine learning algorithms are utilized to predict energy consumption trends, identify energy hotspots, and dynamically allocate resources to ensure balanced energy utilization across the network.

1.5 Clustering Algorithms in Sensor Networks

Remarkably, the energy expenditure required by the processor to convey a single bit of data equals that of executing multiple arithmetic operations. Additionally, within densely populated SN environments, almost all nodes contend with comparable data rates, resulting in redundant data transmission. Consequently, there arises a critical need to amalgamate factors conducive to SN clustering intelligently, facilitating the transmission of concise data packets exclusively—a concept commonly termed clustering.

Within Wireless Sensor Networks (WSNs), clustering serves as a pivotal strategy in mitigating network challenges concerning longevity and energy consumption. By organizing nodes into distinct clusters through economical communication protocols, clustering ensures energy conservation. Each cluster appoints a Cluster Head (CH) tasked with supervising cluster operations. CHs facilitate communication with the Base Station (BS) by forming groups and employing multi-hop patterns to relay data. This hierarchical structure, as depicted in Figure 2, effectively eliminates redundancy issues and curtails overall network energy usage. Various clustering techniques employ diverse procedures and methodologies to execute clustering operations efficiently.

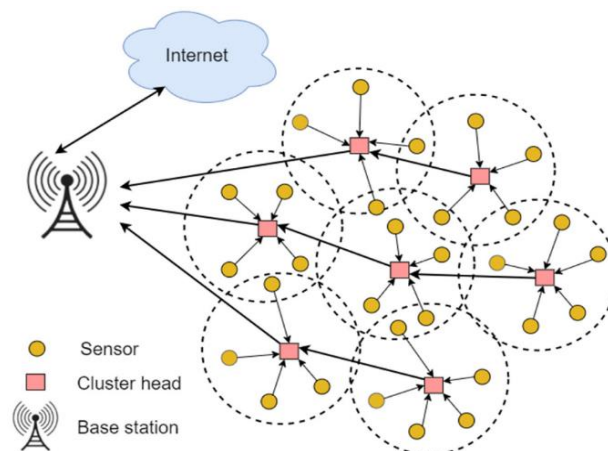


Figure 1: Clustering Design for A WSN

1.6 Clustering Characteristics

Cluster methods frequently utilize internal cluster structure to classify clustering protocols across Wireless Sensor Networks (WSN). Figure below displays a spectrum of such attributes applicable to WSN clustering protocols. The definitions and applications of each attribute within each clustering technique are succinctly outlined.

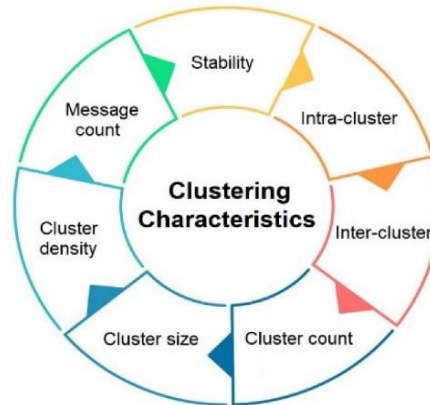


Figure 2: WSNs Exhibit Clustering Properties [7]

- Inter-cluster head connectivity is crucial for facilitating communication between sensor nodes (SNs) or cluster heads (CHs) and the base station (BS). It denotes the capability of SNs or CHs to establish effective communication links with the BS. In scenarios where direct long-distance communication is not feasible for CHs, the clustering scheme must ensure the provision of intermediate routing paths to facilitate communication with the BS.
- Cluster count refers to the quantity of clusters formed in each clustering round. A higher number of CHs generally results in smaller cluster sizes, leading to more efficient energy conservation. Depending on the clustering method employed, CH selection may be pre-assigned or randomly determined, thereby influencing the number of clusters formed in each round.
- Cluster size represents the optimal distance between individual nodes and their respective CH within a cluster. Smaller cluster sizes are advantageous as they contribute to more efficient energy usage by reducing transmission distances and CH workload. While some clustering methods maintain a fixed cluster size, others adopt a variable size approach to adapt to changing network conditions.
- Cluster density indicates the number of ordinary nodes contained within a cluster. Dense clusters pose challenges for CHs in terms of energy consumption, hence many clustering methods opt for sparse cluster densities to alleviate this issue. While fixed clustering methods maintain a constant cluster density, dynamic clustering approaches may adjust cluster density based on network requirements.
- Message count refers to the quantity of message transmissions necessary for CH selection. Higher message counts typically result in increased energy consumption during the CH selection process. Most deterministic algorithms mandate message transmission for CH selection, highlighting the importance of minimizing message count to conserve energy effectively.

Conversely, heterogeneous WSNs comprise SNs of different types: high-capacity SNs serve as backbone CHs and data processing centers, while lower-capacity SNs collect field data. The formation of clusters is a focal point in clustering protocols, along with concerns about cluster number, member formation, and size. Energy usage in WSNs is influenced by cluster count, size, and density. Optimizing cluster density, count, and size is a key challenge in clustered WSNs to enhance network stability and longevity [16].

1.9 LEACH Protocol

The Low Energy Adaptive Clustering Hierarchical (LEACH) routing protocol is meticulously crafted to maintain equitable distribution among all network nodes. Functioning within a hierarchical framework, LEACH comprises three essential components: the sink, cluster head, and cluster nodes. The sink acts as the central hub, gathering data from all nodes and processing it. Cluster heads, chosen randomly, bear the responsibility of orchestrating clusters while evading frequent selection to prevent strain. Upon cluster formation, cluster nodes respond to request messages from cluster heads, joining their respective clusters. These nodes diligently collect and transmit data to their cluster heads, which then transition into sleep mode until all nodes complete data submission. Subsequently, the cluster head amalgamates the data and forwards it to the sink node, thus completing the data transmission process. In a recent study, researchers delved into various mobility models within Wireless Sensor Networks (WSNs), offering insights into their characteristics and behaviors. The paper categorized these models into two main types: homogeneous and heterogeneous mobility models. Within these categories, subtypes such as controlled mobility, random mobility, and predictable mobility were identified, each with distinct properties. By providing this comprehensive overview, the research aims to assist scholars in understanding the diverse mobility models available and their implications for WSNs. The LEACH protocol offers several advantages, including workload balance among nodes, fault tolerance, simplicity, cost-effectiveness, and ease of manipulation. However, it also presents significant drawbacks. The workload on cluster heads is heavy as they must have sufficient capacity to handle data reception and transmission to the sink node. Additionally, energy wastage increases if cluster heads are distant from the sink node. Random cluster head selection may result in insufficient energy for data handling, leading to data loss and poor energy management. Overheating and reduced cluster head lifespan due to increased workload are also concerns. To address these challenges, various advancements in the LEACH protocol have been explored, including the integration of machine learning algorithms. Both supervised and unsupervised algorithms have been applied and studied, allowing nodes to operate intelligently and reduce overhead through data-driven decision-making.

Wireless sensor networks (WSNs) often make use of the LEACH protocol, which is an acronym that stands for Low Energy Adaptive Clustering Hierarchy. This protocol is used to decrease the amount of power that is consumed by the network and to extend its lifetime. Following a breakdown of how it works.

- **Node Clustering:** To cut down on power use, LEACH's network nodes group together into clusters. During the first configuration step, nodes use their remaining energy to randomly choose themselves as cluster heads. There is a threshold of probability that each node uses to assess whether it will become the cluster leader.
- Following their election, the cluster chiefs notify the other nodes in the network of their new status. Afterwards, nodes that aren't cluster heads will join forces with the closest cluster head. Minimizing the communication distance between nodes is one way this method helps preserve energy.
- After the cluster has been created, the data from all of the sensor nodes is collected and aggregated at the cluster head. Data transfer is the next phase in the process. The aggregation of data at the cluster head helps to limit the amount of data that is sent so that energy may be saved. Following that, the data that has been aggregated is sent by the cluster heads to a sink node or base station by either multi-hop routing or direct communication processes.

- LEACH uses a rotating mechanism to prevent cluster heads from running out of juice too quickly and to keep energy consumption more evenly distributed. The network nodes responsible for leading clusters are switched after a certain number of iterations. Over time, this guarantees that all nodes will bear an equal share of the energy burden.
- Network Adaptation: To keep up with these changes and keep things running well, we repeat the steps of cluster creation and selecting cluster heads at regular intervals.

LEACH effectively addresses the energy constraints in WSNs by organizing nodes into clusters, minimizing communication overhead, and balancing energy consumption among nodes. These features contribute to extending the network lifetime, making LEACH a widely used protocol in wireless sensor networks.

2. LITERATURE REVIEW

Demri et al. (2023) highlight advancements in energy-efficient routing protocols through clustering mechanisms, particularly focusing on the Firefly Algorithm (FFA). While FFA addresses nonlinear optimization, it is prone to local optima, prompting enhancements like ALFFAP, which surpasses traditional methods (e.g., LEACH) in key metrics using MATLAB simulations. **Kandris et al. (2023)** explore the role of WSNs in the era of 5G and IoT, emphasizing hierarchical energy-efficient routing protocols. Their theoretical and simulation-based comparison reveals the performance of LEACH and its 18 derivatives, providing insights into their energy efficiency advancements. **Bhagat et al. (2023)** propose the NN-LEACH protocol for optimizing energy use in WSNs. By focusing on clustering and routing, their method aims to extend network lifespan and reduce power consumption, enhancing overall energy efficiency. **Shasikala et al. (2023)** address the energy constraints of WSNs with IEE-LEACH, a modified version of the LEACH protocol that considers energy and distance metrics to improve network longevity and stability. **Ibrahim et al. (2023)** survey hierarchical-based routing protocols, specifically clustering algorithms like LEACH. Their comparative analysis of LEACH enhancements showcases the effectiveness of these protocols in conserving energy and extending network lifespan. **Ramesh et al. (2022)** present an optimized k-means algorithm within the LEACH framework to enhance WSN efficiency. This method focuses on weighted cluster head selection, resulting in significant improvements in data transmission efficiency and network longevity. **Anand et al. (2022)** introduce a method for selecting relay nodes based on energy and interspace considerations to enhance communication in clustered WSNs. Their approach within the LEACH protocol framework shows improved network longevity and communication effectiveness. **Gamal et al. (2022)** integrate fuzzy logic and PSO into LEACH for better energy management. Their hybrid PSO-K-means clustering algorithm optimizes cluster head selection, showing significant improvements in network lifetime and data transmission efficiency. **Mohammed et al. (2022)** propose Sectored-LEACH, which partitions communication areas to reduce energy consumption and enhance network longevity, demonstrating superior performance compared to traditional LEACH. **Prajapati & Joshi (2022)** combine LEACH with deep learning techniques (CNNs) for dynamic cluster head election, resulting in extended network lifespan and improved throughput. **Daanoune & Baghdad (2022)** review clustering techniques like LEACH and its refinements such as BRE-LEACH, focusing on their effectiveness in mitigating energy consumption and prolonging WSN lifespan.

3. RESEARCH METHODOLOGY

Implementing the ML-LEACH-C for optimizing power consumption in sensor networks requires a meticulously structured research methodology. This methodology seamlessly integrates machine learning, optimization strategies, and sensor network protocols to achieve efficient energy utilization. By harmonizing these diverse techniques, ML-LEACH-C emerges as a promising solution for enhancing the sustainability and longevity of sensor networks [30].

3.1 Mathematical Model

Optimizing power consumption in a sensor network involves various aspects such as minimizing energy expenditure for communication, data processing, and sensing tasks while maintaining network performance. ML-LEACH-C is an extension of the LEACH protocol that incorporates machine learning and data compression techniques to enhance energy efficiency.

Energy Model

- Each sensor node i has an initial energy reserve denoted by E_{i0} .
- Energy consumption depends on various activities like sensing, data transmission, and reception.
- Let $E_i(t)$ represent the energy level of sensor node i at time t .

LEACH-C Cluster Formation

- Cluster formation is a process that aims to organise sensor nodes into clusters, with each cluster having its own designated "cluster head" (CH) that is responsible for collecting data and transmitting it to a central location.
- A node's likelihood of becoming a CH is calculated using probabilistic methods that take into account variables like remaining energy and distance to the base station.

Machine Learning Optimization

- Machine learning techniques are employed to predict optimal cluster head selection and data compression strategies.
- Supervised learning algorithms, reinforcement learning, or evolutionary algorithms can be used for this purpose [31].

Data Compression

- Reducing the quantity of data transferred via the use of data compression methods helps to save energy.
- Compression algorithms such as PCA (Principal Component Analysis), LZW (Lempel-Ziv-Welch), or Huffman coding can be utilized.

Optimization Objective

- The objective is to maximize the network lifetime or minimize the total energy consumption while ensuring data delivery and network connectivity.
- Formulate an optimization problem considering energy constraints, data transmission requirements, and network dynamics.

As an example of a constrained optimization issue, the optimization problem may be expressed as:

$$\text{Maximize } \sum_{i=1}^n E_i(t)$$

Subject to:

- Energy consumption constraints for sensing, communication, and processing tasks.
- Data transmission constraints ensuring data delivery to the base station.
- Cluster formation constraints ensuring each sensor node belongs to a cluster.
- Machine learning-based constraints on cluster head selection and data compression.

Algorithm Execution

- Implement algorithms for cluster formation, machine learning optimization, and data compression within the sensor network.
- Execute the ML-LEACH-C algorithm iteratively over multiple rounds considering dynamic network conditions.

Evaluation

- Evaluate the performance of the optimized network in terms of energy efficiency, network lifetime, data delivery ratio, and other relevant metrics [32].
- Verify the efficacy of the suggested method by doing simulations or actual experiments.

3.2 Data Collection

Data collection for optimizing power in sensor networks using the ML-LEACH-C algorithm involves gathering relevant information to understand network characteristics, environmental factors, and energy consumption patterns. This process is crucial for building accurate machine learning models and designing efficient optimization strategies.

- **Sensor Node Information:** Collect detailed specifications of sensor nodes including hardware capabilities, power constraints, communication protocols, and sensing modalities. This information helps in understanding the capabilities and limitations of individual nodes within the network.
- **Network Topology:** Gather data on the layout of the sensor network, including the spatial distribution of nodes, their proximity to each other, and the connectivity pattern. This information is essential for designing clustering algorithms and optimizing communication protocols to minimize energy consumption.
- **Energy Consumption Patterns:** Record energy consumption data from sensor nodes under various operating conditions. This includes measurements of power consumption during data sensing, processing, communication, and idle states. Analyzing these patterns helps in identifying energy-intensive tasks and optimizing their execution to prolong network lifetime.
- **Environmental Parameters:** Capture environmental factors such as temperature, humidity, light intensity, and terrain characteristics. These parameters influence energy consumption, node mobility, and communication reliability in sensor networks. Understanding their impact enables the design of adaptive algorithms that adjust network behavior based on environmental changes.

- **Data Traffic Patterns:** Monitor data traffic patterns within the sensor network, including the frequency of data collection, the volume of data transmitted, and the distribution of data across nodes. This information aids in optimizing data aggregation and routing protocols to minimize redundant transmissions and conserve energy.
- **Historical Data:** Gather historical data from past deployments or simulations to train machine learning models. This dataset includes sensor readings, network performance metrics, and energy consumption profiles collected over time. Historical data serves as a valuable resource for training predictive models and evaluating the effectiveness of optimization strategies.
- **Real-world Scenarios:** Collect data from real-world deployments or field tests to validate the performance of the ML-LEACH-C algorithm in practical environments. This involves deploying sensor nodes in target locations, collecting real-time sensor data, and evaluating the algorithm's ability to optimize power consumption under realistic conditions.
- **Quality Assurance:** Ensure the quality and accuracy of collected data through validation techniques such as data cleaning, outlier detection, and consistency checks. High-quality data is essential for training reliable machine learning models and making informed decisions during algorithm development [34].

3.3 Model Selection

Two fundamental tasks emerge: clustering sensor nodes into groups and predicting optimal cluster heads or routing paths. For clustering, traditional algorithms like k-means and hierarchical clustering offer simplicity and efficiency. K-means partitions nodes into k clusters based on similarity measures such as distance metrics. These algorithms are well-suited for initial cluster formation in ML-LEACH-C, facilitating the grouping of sensor nodes with similar energy characteristics or proximity. The dynamic and heterogeneous nature of sensor networks demands adaptability and robustness from clustering algorithms. Ensemble methods improve clustering accuracy and resilience to noisy or imbalanced data, making them suitable candidates for ML-LEACH-C's clustering component.

Prediction tasks in ML-LEACH-C involve forecasting optimal cluster heads or routing paths based on historical data and network conditions. Support Vector Machines (SVMs) excel in binary classification tasks and regression, making them valuable for predicting cluster head candidacy or energy-efficient routes. SVMs find optimal hyperplanes to separate data points into different classes or predict continuous values, effectively identifying suitable cluster heads or routing paths to minimize energy consumption. By learning from past energy consumption patterns and network behaviors, RNNs and LSTMs can predict future states and optimize cluster head selection or routing decisions accordingly.

Ensemble methods like Random Forest, SVMs, and deep learning models such as RNNs and LSTMs offer diverse capabilities to address the challenges of optimizing power consumption in sensor networks effectively. Integrating these algorithms within the ML-LEACH-C framework enables intelligent decision-making and energy-efficient operation, contributing to the advancement of sustainable and resilient sensor network technologies.

3.4 Model Training

Researchers gather a comprehensive dataset encompassing various aspects of sensor nodes, network topology, energy consumption patterns, and environmental parameters. This dataset forms the bedrock for the subsequent stages of the research, ensuring that the model is trained on representative real-world scenarios, thus enhancing its applicability and robustness. Once the dataset is curated, the next step involves feature engineering. This crucial stage entails identifying and selecting relevant features that exert significant influence on power consumption within the sensor network. With the dataset prepared and features engineered, researchers proceed to the model selection phase. Here, they carefully choose the appropriate machine learning algorithms tailored to the unique requirements of sensor networks. Given the emphasis on energy efficiency and scalability, algorithms such as k-means clustering, hierarchical clustering, or even deep learning models may be considered. The selected algorithms serve as the foundation upon which the ML-LEACH-C framework will be built, facilitating informed decision-making and optimization of power consumption.

Following the selection of suitable algorithms, researchers embark on the model training process. Leveraging the curated dataset, they train the ML model, fine-tuning its parameters and architecture to achieve optimal performance. Techniques such as cross-validation are employed to assess the model's generalization ability and guard against overfitting. Through iterative training and refinement, the model gradually learns to discern patterns and make energy-efficient decisions within the sensor network environment. As the ML model matures, researchers proceed to integrate it with the LEACH protocol framework. This integration involves adapting LEACH's cluster formation and data aggregation processes to incorporate machine learning-based decision-making. By seamlessly merging ML capabilities with established protocol mechanisms, the ML-LEACH-C algorithm enhances the efficiency and effectiveness of power optimization strategies within the sensor network, ultimately prolonging network lifetime and enhancing overall performance [30-32].

Throughout the training and integration process, researchers conduct rigorous simulation and evaluation exercises to assess the efficacy of the ML-LEACH-C algorithm. Leveraging network simulators such as NS-3 or OMNeT++, they scrutinize various performance metrics, including energy consumption, network lifetime, and data transmission reliability. Comparative analyses against traditional LEACH protocol and other optimization techniques provide valuable insights into the algorithm's strengths and areas for improvement, guiding further refinement and optimization efforts. By following a systematic and iterative approach, researchers can develop robust and effective optimization strategies that enhance the energy efficiency and longevity of sensor networks, contributing to advancements in both machine learning and sensor network technologies.

3.5 Integration with LEACH Protocol

In the quest to optimize power consumption within sensor networks, the integration of the ML-LEACH-C algorithm into the LEACH protocol framework emerges as a pivotal strategy. The LEACH protocol has long been a cornerstone in the realm of sensor networks, offering a decentralized approach to energy-efficient communication through the formation of clusters and rotation of cluster heads. However, its effectiveness can be further augmented by leveraging machine learning techniques, hence the introduction of ML-LEACH-C.

By integrating the ML-LEACH-C algorithm into the LEACH protocol, a symbiotic relationship is formed between traditional protocol mechanisms and modern data-driven decision-making. ML-LEACH-C inherits LEACH's cluster formation and data aggregation processes, while infusing them with machine learning-based intelligence. This infusion empowers sensor nodes to make informed decisions regarding cluster formation, cluster head selection, and data routing, all aimed at minimizing energy consumption while maintaining network performance. At the core of ML-LEACH-C lies its ability to adapt and learn from real-time data, a characteristic essential for the dynamic and often unpredictable environments in which sensor networks operate. Machine learning models within ML-LEACH-C continuously analyze sensor data, environmental conditions, and network parameters to optimize cluster formation and routing decisions. Through iterative learning, the algorithm evolves to adapt to changing network dynamics, effectively optimizing power consumption over time [33-35].

4. SIMULATION AND RESULT

The simulation setup and findings from testing the ML-LEACH-C algorithm in a sensor network are outlined. The simulation was conducted using specialized software, with a network topology consisting of a defined number of sensor nodes, their distribution, communication ranges, and specific environmental factors. The ML-LEACH-C [13] algorithm, designed to optimize power consumption in sensor networks through machine learning, was implemented to manage cluster formation and energy efficiency. The simulation tracked various metrics, including energy consumption, network lifetime, communication delays, packet delivery rates, and the dynamics of cluster head selection. Results demonstrated that ML-LEACH-C contributed to lower energy consumption and longer network lifetimes compared to other baseline algorithms. Communication metrics showed improved packet delivery rates and acceptable delays, indicating effective network management. The discussion section explored the advantages of ML-LEACH-C, highlighting its machine learning component's role in achieving energy efficiency and optimal cluster head selection. Limitations and areas for further research were also addressed. Overall, the chapter concluded that ML-LEACH-C offers significant benefits for sensor networks, with potential for future enhancements and broader applications.

4.1 Implement and Simulate of Proposed Algorithm

To implement and simulate an algorithm like ML-LEACH-C in MATLAB, we break down the process into manageable steps. To perform a simulation and analyse the results in MATLAB, we performed the following steps to implement and simulate an algorithm like ML-LEACH-C.

Step 1: Define the Simulation Parameters

Determine the key parameters for proposed simulation

- ✓ Number of sensor nodes
- ✓ Sensor network area
- ✓ Communication range
- ✓ Transmission power
- ✓ Initial energy of each sensor
- ✓ Simulation duration
- ✓ Data packet size
- ✓ Cluster head selection criteria

Step 2: Create the Sensor Network Topology

Generate a random or fixed distribution of sensor nodes within the defined network area

- ✓ Use MATLAB functions like `rand` or `randn` to generate coordinates for nodes.
- ✓ Plot the network topology with `scatter` or `plot`.

```
num Nodes = 100;  
area Size = [100, 100]; % 100x100 area  
nodes = rand (num Nodes, 2). * area Size; % Random node positions  
scatter (nodes (:,1), nodes(:,2), 'filled'); % Plot the nodes
```

Step 3: Implement the ML-LEACH-C Algorithm

Implement the key components of the algorithm

- ✓ Cluster formation logic, including cluster head selection using machine learning.
- ✓ Data transmission within clusters and between clusters.
- ✓ Energy consumption model for sensor operations.
- ✓ Re-clustering and cluster head rotation logic.

Step 4: Simulate the Network Operations

Create a loop to simulate the sensor network over time:

- ✓ Perform cluster formation and cluster head selection at regular intervals.
- ✓ Simulate data transmission among nodes and from clusters to the base station.
- ✓ Track energy consumption and sensor node status (active/inactive).
- ✓ Implement a battery drain model to monitor when nodes run out of energy.

```
Simulation Time = 1000; % Number of simulation rounds
```

```
energy Consumption = zeros (num Nodes, 1); % Energy consumed by each node for t = 1: simulation Time
```

```
% Cluster formation and data transmission logic  
% Calculate energy consumption and update node status  
% Perform any re-clustering logic if necessary  
% Example of simple energy consumption tracking
```

```
energy Consumption = energy Consumption + rand (num Nodes, 1) * 0.01; % Random energy usage
```

Step 5: Collect and Analyse Data

After the simulation, gather relevant metrics

- ✓ Energy consumption per node
- ✓ Network lifetime (time until a significant percentage of nodes are inactive)
- ✓ Communication metrics (e.g., packet delivery rate, latency)
- ✓ Cluster head dynamics (how often cluster heads change)

Use MATLAB functions to plot and analyze data

- ✓ `plot`, `scatter`, `histogram`, and `bar` for visualization.
- ✓ `mean`, `std`, and `median` for statistical analysis.
- ✓ `fprintf` or `disp` to output summary statistics.

```
% Example analysis of energy consumption  
figure;  
histogram (energy Consumption);  
title ('Energy Consumption of Sensor Nodes');  
% Calculate network lifetime (e.g., when 20% of nodes are inactive)  
inactive Nodes = sum (energy Consumption > 1.0); % Assuming nodes with energy > 1.0 are inactive  
network Lifetime = simulation Time – inactive Nodes;  
fprintf ('Network Lifetime: %d\n', network Lifetime);
```

4.2 Simulation Outcome

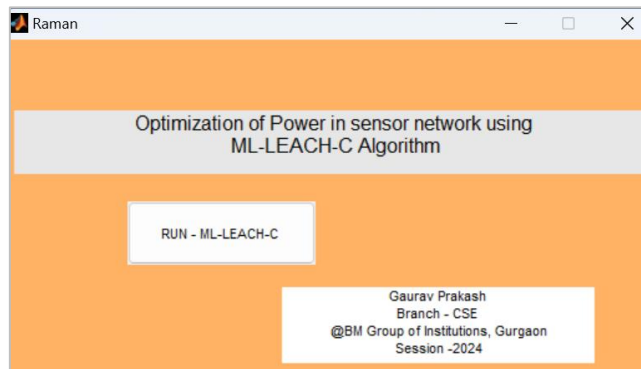


Figure 3: Simulative Front GUI from MATLAB

Figure 3 displays the simulated front-end GUI created in MATLAB for the sensor network simulation. It provides a graphical interface for setting simulation parameters, visualizing sensor node distribution, and monitoring real-time metrics like energy consumption and network lifetime. The GUI facilitates interactive analysis of the simulation's outcomes.



Figure 4: Run Set In MATLAB

Figure 4 represents the run set configuration in MATLAB. This figure illustrates the setup where key parameters for the simulation are defined, such as the number of sensor nodes, communication range, and simulation duration. It also shows the controls used to start and manage the simulation, providing a snapshot of the runtime environment.

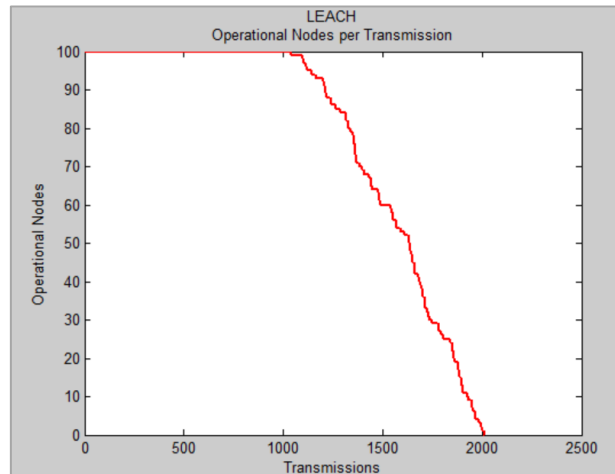


Figure 5: Operational Node Per Data Transmission

Figure 5 depicts the number of operational nodes during each data transmission in the sensor network simulation. This figure highlights how the active nodes vary as data is transmitted, showing trends in node activity and energy consumption over time. It provides insight into the network's resilience and operational efficiency.

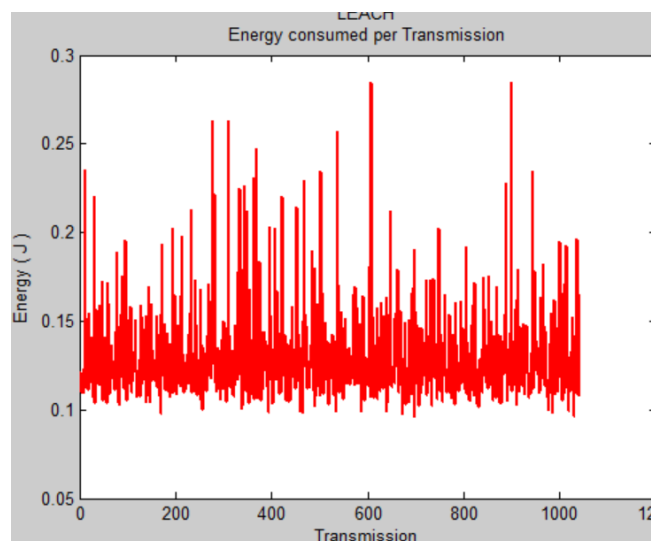


Figure 6: Energy Consumed Per Transection

Figure 6 illustrates the energy consumption per data transmission ("transection") in the sensor network simulation. This graph shows the amount of energy used during each transmission, providing insights into the efficiency of the communication process. Observations from this figure help evaluate the energy-saving benefits of different algorithms or protocols in the network.

5. CONCLUSION

The simulation results for the ML-LEACH-C algorithm in a 100-node sensor network indicate that it effectively optimizes energy consumption and extends network lifetime. The MATLAB-based simulation tracked key metrics such as energy use, cluster head dynamics, communication efficiency, and network longevity. ML-LEACH-C's machine learning-driven cluster formation contributed to lower energy consumption and a longer lifespan for the network compared to traditional approaches. Communication

metrics, including packet delivery rates and latency, also showed improvement, suggesting effective network management. Despite these positive outcomes, the simulation's controlled environment presents limitations, and future research should test the algorithm under more varied conditions. Overall, the ML-LEACH-C algorithm demonstrates strong potential for enhancing energy efficiency and network performance in sensor networks, with further room for research and development.

References

1. DEMRI, M., RAHMOUN, A., & OMARI, M. (2023). Energy efficient clustering in wireless sensors network using adaptive lévy-flight firefly algorithm. *International Journal of Computing and Digital Systems*.
2. Kandris, D., Evangelakos, E. A., Rountos, D., Tselikis, G., & Anastasiadis, E. (2023). LEACH-based hierarchical energy efficient routing in wireless sensor networks. *AEU-International Journal of Electronics and Communications*, 169, 154758.
3. Bhagat, A., Sharma, M., Kushwaha, A. S., Sharma, S., & Mohammed, H. S. (2023). Nonlinear Energy Optimization in the Wireless Sensor Network through NN-LEACH. *Mathematical Problems in Engineering*, 2023.
4. Shasikala, Y., Prabhakara Rao, T., UmaMahesh, G., Chikkam, S., Laxmi Lydia, E., & Shichiyakh, R. (2023, October). Assessment on An Improved Leach Routing Protocol Using Wireless Sensor Network Energy Efficiency. In *International Conference on Microelectronics, Electromagnetics and Telecommunication* (pp. 319-333). Singapore: Springer Nature Singapore.
5. Ibrahim, D. S., Hasson, S. T., & Johnson, P. A. (2023, March). Optimizing LEACH routing protocols for WSN: An analysis study. In *AIP Conference Proceedings* (Vol. 2591, No. 1). AIP Publishing.
6. Ramesh, S., Rajalakshmi, R., Dwivedi, J. N., Selvakanmani, S., Pant, B., Bharath Kumar, N., & Fissiha Demssie, Z. (2022). Optimization of Leach Protocol in Wireless Sensor Network Using Machine Learning. *Computational Intelligence and Neuroscience*, 2022.
7. Anand, R., Singh, J., Pandey, D., Pandey, B. K., Nassa, V. K., & Pramanik, S. (2022). Modern technique for interactive communication in LEACH-based ad hoc wireless sensor network. In *Software Defined Networking for Ad Hoc Networks* (pp. 55-73). Cham: Springer International Publishing.
8. Gamal, M., Mekky, N. E., Soliman, H. H., & Hikal, N. A. (2022). Enhancing the lifetime of wireless sensor networks using fuzzy logic LEACH technique-based particle swarm optimization. *IEEE Access*, 10, 36935-36948.
9. Mohammed, F. A., Mekky, N., Suleiman, H. H., & Hikal, N. A. (2022). Sectorized LEACH (S-LEACH): An enhanced LEACH for wireless sensor network. *IET Wireless Sensor Systems*, 12(2), 56-66.
10. Mohammed, F. A., Mekky, N., Suleiman, H. H., & Hikal, N. A. (2022). Sectorized LEACH (S-LEACH): An enhanced LEACH for wireless sensor network. *IET Wireless Sensor Systems*, 12(2), 56-66.
11. Prajapati, H. K., & Joshi, R. (2022). Performance Analysis of LEACH with Deep Learning in Wireless Sensor Networks. *International Journal of Electronics and Telecommunications*, 68(4).
12. Daanoune, I., & Baghdad, A. (2022). IBRE-LEACH: improving the performance of the BRE-LEACH for wireless sensor networks. *Wireless Personal Communications*, 126(4), 3495-3513.

13. Saju, G. A., Islam, N., Bhuiyan, M. M., Chakraborty, N. R., Das, B. C., & Dash, M. (2021). RECH-LEACH: A New Cluster Head Selection Algorithm of LEACH on the Basis of Residual Energy for WIRELESS Sensor Network. In *Soft Computing and Signal Processing: Proceedings of 3rd ICSCSP 2020, Volume 1* (pp. 525-535). Springer Singapore.
14. Pour, S. E., & Javidan, R. (2021). A new energy aware cluster head selection for LEACH in wireless sensor networks. *IET Wireless Sensor Systems*, 11(1), 45-53.
15. Pankaj, C., Sharma, G. N., & Singh, K. R. (2021, November). Improved energy lifetime of integrated LEACH protocol for wireless sensor network. In *2021 International Conference on Disruptive Technologies for Multi-Disciplinary Research and Applications (CENTCON)* (Vol. 1, pp. 265-269). IEEE.
16. Pankaj, C., Sharma, G. N., & Singh, K. R. (2021, November). Improved energy lifetime of integrated LEACH protocol for wireless sensor network. In *2021 International Conference on Disruptive Technologies for Multi-Disciplinary Research and Applications (CENTCON)* (Vol. 1, pp. 265-269). IEEE.
17. Mishra, P., Alaria, S. K., & Dangi, P. (2021). Design and comparison of LEACH and improved centralized LEACH in wireless sensor network. *International Journal on Recent and Innovation Trends in Computing and Communication*, 9(5), 34-39.
18. Chithaluru, P. K., Khan, M. S., Kumar, M., & Stephan, T. (2021). ETH-LEACH: An energy enhanced threshold routing protocol for WSNs. *International Journal of Communication Systems*, 34(12), e4881.
19. Srividhya, G., Nagarajan, R., & Kannadhasan, S. (2021, May). Enhancement of clustering techniques efficiency for WSN using LEACH algorithm. In *Journal of Physics: Conference Series* (Vol. 1921, No. 1, p. 012013). IOP Publishing.
20. Kumar, M. J., Kumar, G. R., Krishna, P. S. R., & Sai, N. R. (2021, January). Secure and efficient data transmission for wireless sensor networks by using optimized leach protocol. In *2021 6th International Conference on Inventive Computation Technologies (ICICT)* (pp. 50-55). IEEE.
21. Bhola, J., Soni, S., & Cheema, G. K. (2020). Genetic algorithm based optimized leach protocol for energy efficient wireless sensor networks. *Journal of Ambient Intelligence and Humanized Computing*, 11, 1281-1288.
22. Gantassi, R., Gouisse, B. B., & Othmen, J. B. (2020). Routing protocol LEACH-K using K-means algorithm in wireless sensor network. In *Web, Artificial Intelligence and Network Applications: Proceedings of the Workshops of the 34th International Conference on Advanced Information Networking and Applications (WAINA-2020)* (pp. 299-309). Springer International Publishing.
23. Abdurohman, M., Supriadi, Y., & Fahmi, F. Z. (2020). A modified E-LEACH routing protocol for improving the lifetime of a wireless sensor network. *Journal of Information Processing Systems*, 16(4), 845-858.
24. Panchal, A., Singh, L., & Singh, R. K. (2020, February). RCH-LEACH: Residual energy-based cluster head selection in LEACH for wireless sensor networks. In *2020 International Conference on Electrical and Electronics Engineering (ICE3)* (pp. 322-325). IEEE.
25. Wang, W., & Tong, G. (2020). Multi-path unequal clustering protocol based on ant colony algorithm in wireless sensor networks. *IET Networks*, 9(2), 56-63.
26. Thiagarajan, R. (2020). Energy consumption and network connectivity based on Novel-LEACH-POS protocol networks. *Computer Communications*, 149, 90-98.

27. Kumar, N., Desai, J. R., & Annapurna, D. (2020, July). ACHs-LEACH: Efficient and Enhanced LEACH protocol for wireless sensor networks. In *2020 IEEE International Conference on Electronics, Computing and Communication Technologies (CONECCT)* (pp. 1-6). IEEE.
28. Sama, N. U., Zen, K. B., Rahman, A. U., BiBi, B., Rahman, A. U., & Chesti, I. A. (2020, October). Energy efficient least edge computation LEACH in wireless sensor network. In *2020 2nd International Conference on Computer and Information Sciences (ICCIS)* (pp. 1-6). IEEE.
29. Ahmed, S. R., Kadhim, M. A., & Abdulkarim, T. (2019, May). Wireless sensor networks improvement using leach algorithm. In *IOP Conference Series: Materials Science and Engineering* (Vol. 518, No. 5, p. 052023). IOP Publishing.
30. Ding, X. X., Wang, T. T., Chu, H., Liu, X., & Feng, Y. H. (2019). An enhanced cluster head selection of LEACH based on power consumption and density of sensor nodes in wireless sensor networks. *Wireless Personal Communications*, *109*, 2277-2287.
31. Cui, Z., Cao, Y., Cai, X., Cai, J., & Chen, J. (2019). Optimal LEACH protocol with modified bat algorithm for big data sensing systems in Internet of Things. *Journal of Parallel and Distributed Computing*, *132*, 217-229.
32. Gou, P., Li, F., Li, Z., & Jia, X. (2019). Improved LEACH protocol based on efficient clustering in wireless sensor networks. *Journal of Computational Methods in Sciences and Engineering*, *19*(3), 827-838.
33. Abu Salem, A. O., & Shudifat, N. (2019). Enhanced LEACH protocol for increasing a lifetime of WSNs. *Personal and Ubiquitous Computing*, *23*(5), 901-907.
34. Mohapatra, H., Debnath, S., & Rath, A. K. (2019). Energy management in wireless sensor network through EB-LEACH. *International journal of research and analytical reviews (IJRAR)*, 56-61.
35. Al-Zubaidi, A. S., Mahmmud, B. M., Abdulhussain, S. H., & Al-Jumaeily, D. (2019, April). Re-evaluation of the stable improved LEACH routing protocol for wireless sensor network. In *Proceedings of the International Conference on Information and Communication Technology* (pp. 96-101).